

WELCOME

TO 

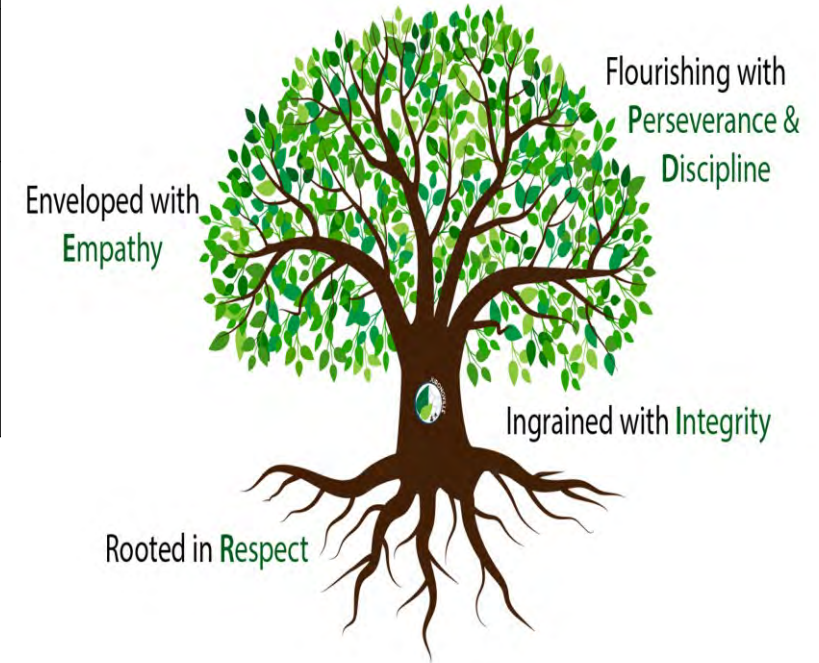


JURONGVILLE

SEC 1 PARENT ENGAGEMENT

10 JANUARY 2025

Growth of a JV-nite: From seed to flourishing tree

Level	Sec 1	Sec 2	Sec 3	Sec 4/5
School Values	Respect	Integrity	Empathy	Discipline/ Perseverance
Life Cycle	Sprout DISCOVERING SELF	Seedling RELATIONSHIP BUILDING	Sapling TEAM- BUILDING	Mature Tree PREPARING FOR THE WORLD (Beyond school)



Where JV-nites learn

- ***How good they are***
- ***What good they can do***

Growing Phase of a teenager

- Starting a new stage of education
- Identity and Self-Expression
- Acceptance by Peer
- Interests in opposite gender
- Digital Overload and Social Media




Parenting a teenager

- Your child needs you as parents.
 - Loving them
 - Guiding them
 - Right values
 - Right ways
 - Right habits.



Home-school partnership

- Positive home-school partnerships will help our children develop the right values, take ownership of their learning and navigate well in life.



3 areas we can work together on to foster School-Home Partnership

1 Respectful Communication

2 Role Models

3 Real Connections



Respectful Communication

Parents and teachers need to role model to our kids how we communicate




Listen to and understand each other's perspectives and concerns regarding each child



Communicate kindly using official channels. Teachers are not required to share their personal mobile numbers



Respect each other's time by communicating during working hours



Role Models

Show our children the skills and values they need for life



Find joy in everyday experiences with our children



Instill confidence by encouraging responsibility and believing in our children's abilities



Model good values in words and actions



Check out this video on MOE YouTube for tips on how parents can support the social-emotional learning of their children.

Real Connections

Cultivate strong relationships and healthy habits in this digital age

Establish good habits for our children to stay confident and in control of their technology use



Provide a balanced mix of engaging online and offline activities, at school and at home

Build strong bonds through shared experiences and meaningful conversations

Building Relationships Page 20

Helping Your Child Build Healthy Relationships

Healthy relationships and supportive networks contribute to your child's overall well-being, and allow them to experience a sense of community and belonging.

Things You Can Do

- Expose your child to a range of social situations.**
 - For younger children, create opportunities for them to interact with other children of similar ages (e.g. attend school camps).
 - For older children, encourage them to make friends with peers who have similar interests.
- Encourage your child to strengthen existing relationships.**
 - Foster healthy relationships with supportive extended family members.
 - Encourage your child to stay in touch with their friends and trusted adults (e.g. meet up with former classmates, visit former teachers on Teachers' Day).

Things You Can Say

- Talk to your child about the qualities that make a good friend (e.g. empathy, being respectful), and how to exhibit these qualities.

When you see your friend struggling, put yourself in their shoes. How would you want a friend to support you?
- Older children are often figuring out the balance between being themselves and fitting in with others. Stay connected with your child and let them know that they can talk to you if they feel pressured to act in ways that they are uncomfortable with.

If you ever feel pressured to do something or be someone you are not in order to fit in, please know that you can come to me to share your thoughts and struggles. We will work through that together.
- Listen to your child's problems and ask probing questions to help them find ways to resolve their friendship issues.

How has this affected you or your friend?
What are your expectations of a good friend?
How can you make things better?

You've Got This!

Navigating the Digital Age Page 54

Helping Your Child Thrive in the Online Space

It is important to help your child understand that not everyone holds the same point of view as them. To help them navigate these differing viewpoints, you can guide them to express their opinions confidently online while respecting others' opinions. This will help them contribute to a healthy online community.

Things You Can Do

- Encourage your child to keep an open mind and provide opportunities for them to access information that would enable them to consider issues from multiple perspectives.

Why do you think they said that?
If you were in their shoes, would you agree with their opinion?
Consider the issue from another perspective by applying **S.U.R.E.** (Source, Understand, Research, and Evaluate).
- When your child is responding to another person online, encourage them to exercise empathy and respect. If you notice that your child is engaging in negative behaviours (e.g. sending unkind messages), correct them and help them to understand why their actions are wrong.

Is your message respectful and empathetic?
Consider the issue from another perspective by practicing **T.H.I.N.K.** (Truthful, Helpful, Inspiring, Necessary, and Kind).
- Posts with negative comments may upset your child, even if they are not directed towards them. Encourage your child to share their thoughts and feelings about these comments with you or a trusted adult.

How do these comments make you feel?
It's okay to feel upset. It's also okay not to respond to these comments. Shall we turn off the comments and notifications and do something else for now?

You've Got This!



Check Parenting for Wellness Toolbox for conversation starters to facilitate meaningful conversations, and practical strategies on parenting in a digital age.

Parent Support Group

- In a way, we are all P-plate parents.
- Each of us is doing our best to learn along the way and it is important for us to help one another.




PSG

- Share their perspectives/feedback on school programmes/processes
- Network, learn with/from other parents and attend parenting courses
- Plan and carry out activities for PSG members, support school activities
- Have conversations with SLs leaders and KPs on MOE and school policies.

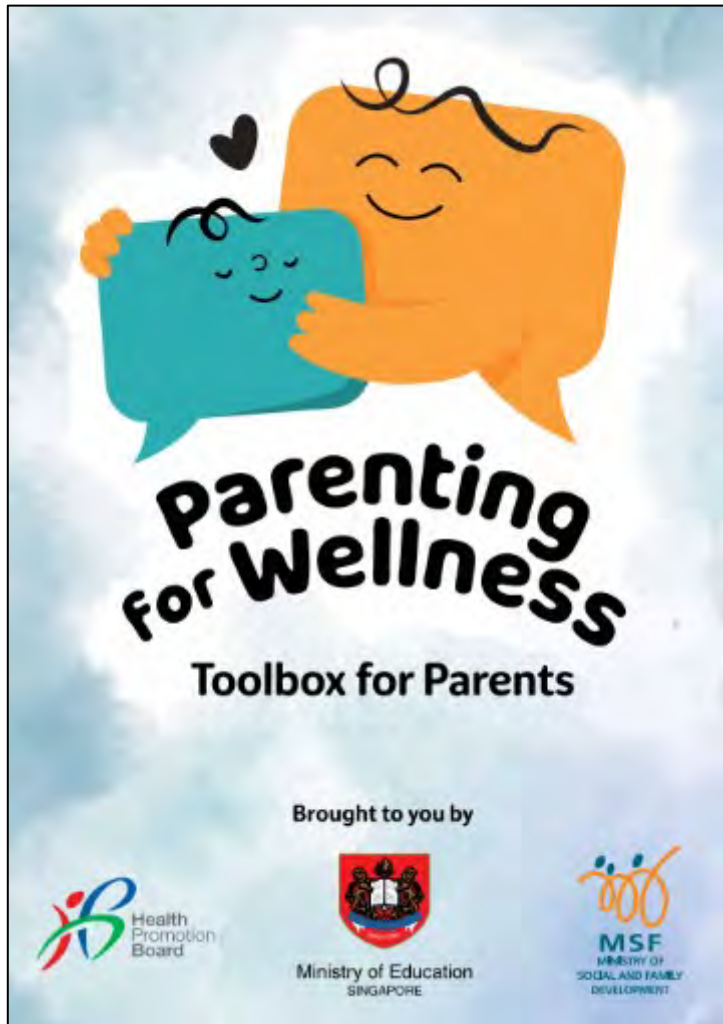


<https://go.gov.sg/jvsparents>



<https://www.jurongvillesec.moe.edu.sg/parents-information/psg/>

Latest Resource: Parenting for Wellness Toolbox



An initiative to empower parents with key knowledge and skills to build strong parent-child relationships, strengthen their children's mental well-being and resilience, and parent effectively in the digital age.

The Toolbox for Parents **comprises bite-sized practical tips and strategies for parents**, such as ways to create a safe and nurturing home environment, build resilience in children, and stay safe online.





Thank you

*Let's work together
to give them hope,
confidence and skills to help
them live meaningful lives
which go beyond self.*



S1 Orientation



What's New?

Academic

- More subjects
- Personalised Digital Learning Programme (PDLP)

CCA

- Exploring CCA options

Others

- Sec 1 camp (25 – 28 August)

What will your child learn in Sec 1?

Sec 1 Subjects		Non-Examinable subjects/ programmes
English		PE
Mother Tongue		Music
Math		Character & Citizenship Education
Science		Media Literacy Programme (Sem 1)
History	Computer Applications	Learning for Life Programme (Sem 1)
Geography		Applied Learning Programme (Sem 2)
Literature	Social Studies	
Art		
Design & Technology (1 semester)		
Food & Consumer Education (1 semester)		

Assessment of Sec 1 Students

- No Mid-Year Examination
- 1 Weighted Assessment (WA) in Term 1, 2 and 3
- End-of-Year Exams will be conducted in October

Modes of Assessment	Term 1	Term 2	Term 3	Term 4
WA: Weighted Assessment EYE: End-of-Year Exams	15% (WA)	15% (WA)	15% (WA)	55% (EYE)
Project- Based	Geographical Investigation/Historical Investigation/Presentation/ Mini Project/Art Task (Termly)			Written Exam
Class Test	Group Work/Class Test/Class Assignment/Alternative Assessment (1 to 2 periods)			Written Exam

JVS Own My Learning (OML)



As a core component of the JVS Learning Experience, OML promotes **self-directed learning**, encourages **exploration beyond the curriculum**, and incorporates a **blend of ICT and non-ICT approaches**.



It provides students with the **flexibility to learn at their own pace**, balancing structured activities with opportunities for self-initiated learning and pursuing personal interests.



By embedding OML as a regular feature of education, this approach encourages students to **develop autonomy, explore their potential, and thrive in flexible learning environments**. It supports a balance of academic rigor and personal growth while aligning with 21st-century educational goals.



IN TERM 1, A LINE OF
ACTIVITIES ARE PLANNED
FOR OUR S1 JVNITES




THERE WILL ALSO BE DAYS
WHEN THEY WILL HAVE
LESSONS FOR SOME SUBJECT
ON SOME DAYS



AFTER RECEIVING THEIR PLD,
OML INSTRUCTIONS WILL BE
GIVEN VIA GOOGLE
CLASSROOM

S1 OML Semester 1 Schedule

OML	Week	Date	Remarks
T1-1	T1W2	Fri 17 Jan	S1@JVS
T1-2	T1W6	Fri 14 Feb	S1@JVS
T1-3	T1W8	Fri 28 Feb	S1@JVS
T1-4	T1W10	Fri 14 Mar	S1@JVS
T2-1	T2W2	Fri 4 Apr	All@home
T2-2	T2W6	Fri 2 May	All@home
T2-3	T2W8	Fri 16 May	All@home
T2-4	T2W10	Fri 30 May	All@home



JVS LIFE CYCLE

**A Jvnite's Journey of
Growth and Flourishing
— From Seed to Tree**



BEGIN WITH THE END IN MIND





JVS LIFE CYCLE

From a small seed to a
flourishing tree.

Like a seed in the soil, every
student enters the
classroom with untapped
potential, **ready to grow
with guidance and support.**



JVS LIFE CYCLE

As a plant grows through challenges, so do students, developing qualities like **respect, empathy, integrity, discipline and perseverance.**



JVS LIFE CYCLE

With the right care, they overcome obstacles and **bloom into confident, capable individuals.**




JVS LIFE CYCLE

Just as a tree provides shade and beauty to others, a student's growth impacts and uplifts those around them, **shaping lifelong learners who continue to grow and give back.**

JVS LIFE CYCLE

SEC 2
Ingrained with
Integrity

SEC 1
Rooted in **Respect**



SEC 4/5
Flourishing with
Perseverance &
Discipline

SEC 3
Enveloped with
Empathy



SECONDARY ONE
ROOTED in
RESPECT

- Transition
- Orientation
- CCA selection

JVS LIFE CYCLE
ROOTED in
RESPECT



SEC 1

The seed, small and seemingly insignificant, is placed in the soil.

It might seem fragile at first, but within it lies the promise of something beautiful.

JVS LIFE CYCLE
ROOTED in
RESPECT



SEC 1

To begin its journey, the seed requires a nurturing environment—one where it is protected, cared for, and respected.

JVS LIFE CYCLE
ROOTED in
RESPECT



SEC 1

Just as a seed's **strength** lies in its roots, so does a **JVnite's foundation** rest in **respect** that binds all his/her endeavours.

JVS LIFE CYCLE
ROOTED in
RESPECT

SEC 1

Respect is the foundation for a child's growth, providing the nourishment needed for **emotional, social, and academic development.**



JVS LIFE CYCLE
ROOTED in
RESPECT

SEC 1

In Secondary 1, JVsites are introduced to **the importance of respect towards teachers, peers, and themselves**, creating an environment where they can **confidently explore and grow.**

JVS LIFE CYCLE
ROOTED in
RESPECT

SEC 1

A classroom grounded in mutual respect—where JVNites are **encouraged to listen, value diverse perspectives, and appreciate the differences** amongst them.

In such an environment, students **gain confidence, knowing they are valued and accepted for who they are.**

JVS LIFE CYCLE
ROOTED in
RESPECT

SEC 1

Academic achievement thrives when JVnites **respect the effort and dedication required to succeed** - it helps them prioritize their studies, meet deadlines, and develop the internal motivation necessary for success.



JVS LIFE CYCLE
ROOTED in
RESPECT

SEC 1

Respect for the learning process, for the contributions of others, and for the value of education sets the stage for academic excellence and encourages students to reach their fullest potential.



JVS LIFE CYCLE



SECONDARY ONE
ROOTED in
RESPECT

Just as a seed requires nurturing to grow into a strong and healthy plant, students need respect **to grow into confident, empathetic, and well-rounded individuals.**

JVS LIFE CYCLE



SECONDARY ONE

ROOTED in RESPECT

Respect forms the foundation of a supportive and productive learning environment, where students feel valued, understood, and empowered to explore the world around them.

JVS LIFE CYCLE



SECONDARY ONE
ROOTED in
RESPECT

It is the root that supports all other aspects of their development, preparing them not just for academic success, but **for life beyond the classroom.**

Respect

for

SELF

OTHERS

RULES

LEARNING

SCHOOL

RESPECT FOR RULES



SCHOOL RULES:

APPPEARANCE

Attire & grooming

BEHAVIOUR

Best behaviour at all times

COMMITMENT

Punctuality (be seated by 0725)

Attendance

No mobile phones during curriculum hours

Responsible use of PLD